



Jay and Linda  
**GRUNIN CENTER**  
FOR THE ARTS

## Technical Information Packet as of 10/14/2021

### CONTACT INFORMATION

Address .....Ocean County College \* College Drive \* PO Box 2001  
Toms River, NJ 08754-2001

Main Phone Number .....732-255-0400

Box Office Phone .....732-255-0500

Web Site .....[www.grunincenter.org](http://www.grunincenter.org)

#### **Shannon Mayers**

Executive and Artistic Director

732-255-0400 ext. 2450

[smayers@ocean.edu](mailto:smayers@ocean.edu)

#### **Michelle Youngs**

Assistant Director – Operations & Production

732-255-0400 ext. 2285

[myoungs@ocean.edu](mailto:myoungs@ocean.edu)

#### **Jessica Zawerczuk**

Assistant Director – Marketing and Sales

732-255-0400 ext. 2328

[jzawerczuk@ocean.edu](mailto:jzawerczuk@ocean.edu)

#### **Bryn E. Farace**

Technical Production Manager

732-255-0400 ext. 2153

[bfarace@ocean.edu](mailto:bfarace@ocean.edu)

#### **Jaclyn Wood**

Assistant Director - Community Engagement

732-255-0400 ext. 2487

[jwood@ocean.edu](mailto:jwood@ocean.edu)

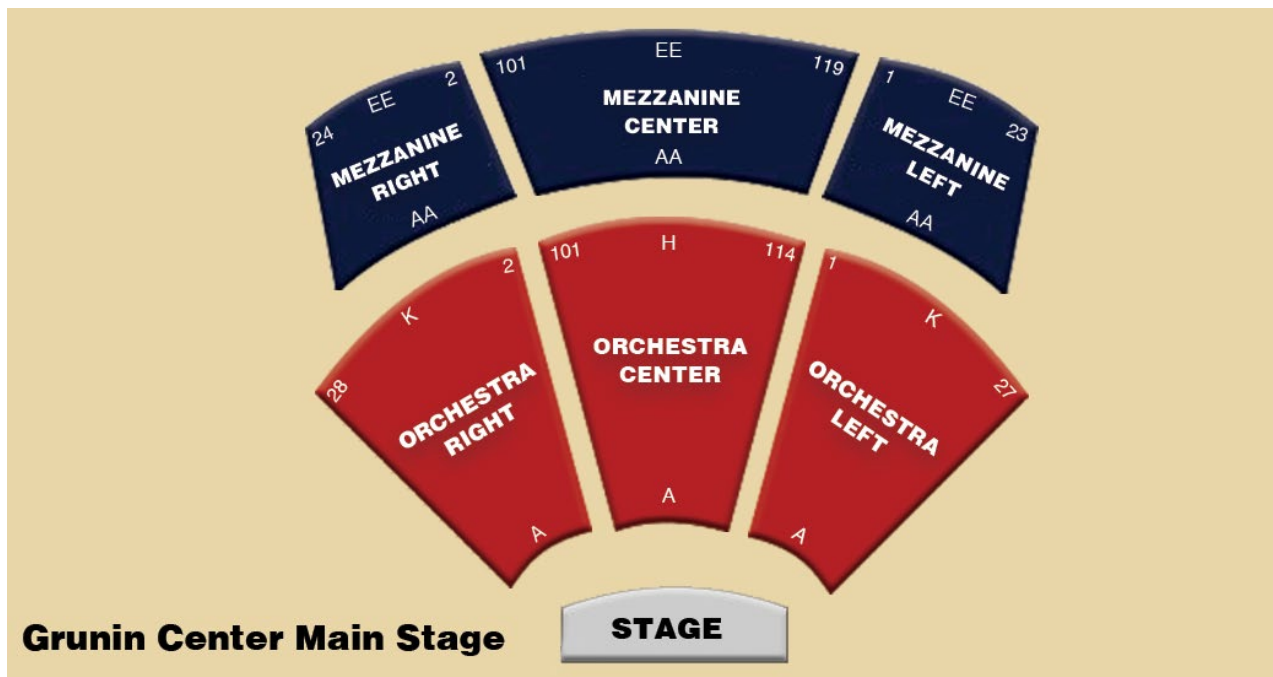
## SEATING CAPACITY

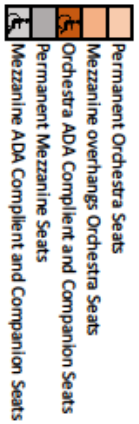

Total .....	464
Orchestra .....	294
Mezzanine.....	170
ADA Compliant Seats .....	6
Companion Seats .....	18

All restrooms in the theater lobbies and in the dressing room suites are ADA compliant. The mezzanine level is accessible via an elevator located in the first floor lobby area.

Venue has Listen Technologies Assisted Listening System with 32 Receivers and 10 Neck Loops.

## SEATING CHARTS





**TOTAL SEATS: 464**

**ORCHESTRA PERMANENT SEATS: 294**

**MEZZANINE PERMANENT SEATS: 170**

**ADA COMPLIANT SEATS: 6**

**COMPANION SEATS: 18**

updated 12.12.18

## **STAGE DIMENSIONS**

Proscenium Width .....	40'0"
Proscenium Height .....	18'0"
Grid Height .....	33'0"
Apron Width.....	40'0"
Apron Depth.....	12'0"
Depth from apron to last line set.....	36'0"
Depth from plaster line to last line set .....	24'0"
Adjustable Permanent Portal hard flats covered with Black Velour	
Proscenium Width can adjust down in 2'0" increment from SR and SL to a width of 28'0"	
Proscenium Height can adjust to 14'0"	
Standard House Proscenium Width is 32'0"	
Standard House Proscenium Height is 16'0"	
Stage Height from Orchestra Level Seating .....	3'0"
Steps from orchestra level seating .....	2 Sets of steps with railings.
	Steps are removable

## **ORCHESTRA PIT**

### **ONLY AVAILABLE IF SPECIAL ARRANGEMENTS HAVE BEEN MADE.**

Length at widest point .....	36'0"
Width at widest point .....	12'0"
Access.....	BASEMENT
Number of Musicians .....	10-12 Comfortably

## **RIGGING SPECIFICATIONS**

### **RIGGING OPERATED BY HOUSE CREW ONLY**

#### Apron Battens

Total Battens .....	2 Line Shaft Winch
Empty and Available .....	1
Control of Line Shaft Winch .....	SL

#### On Stage Battens

Total Battens .....	21 Truss Battens
Empty and Available .....	4 open
Never Available .....	Hard portal header, House Curtain, 1st, 2nd, 3rd, 4th, 5th, 6th, Electrics
Pin Rail Location .....	Stage Left
Pipe Length .....	See Line Set Schedule
Distance between Line Sets .....	See Line Set Schedule

## LINE SET SCHEDULE

LINE SET NUMBER	DISTANCE FROM PLASTER LINE	PURPOSE	PIPE LENGTH
LINE SHAFT WINCH ONE	-5'4"	APRON ELECTRIC	42'0"
LINE SHAFT WINCH TWO	-9'4"	Empty	42'0"
1	0'4"	PORTAL HEADER	N/A
DEAD HUNG	0'8"	DEAD HUNG PORTAL LEGS	N/A
2	1'4"	HOUSE CURTAIN	54'0"
3	3'6"	1ST ELECTRIC	46'0"
4	5'0"	BORDER	46'0"
5	5'6"	LEGS	46'0"
6	6'6"	2ND ELECTRIC	46'0"
7	7'6"	OPEN	46'0"
8	8'0"	3RD ELECTRIC	46'0"
9	9'0"	MID STAGE TRAVELER	46'0"
10	10'0"	LEGS & BORDER	46'0"
11	11'0"	4TH ELECTRIC	46'0"
12	12'0"	OPEN	46'0"
13	13'0"	OPEN	46'0"
14	14'0"	BORDER	46'0"
15	15'6"	LEGS	46'0"
16	17'0"	5TH ELECTRIC	44'6"
17	18'0"	OPEN	43'6"
18	19'0"	BORDER	42'6"
19	20'0"	BLACK TRAVELER	40'6"
20	21'0"	6TH ELECTRIC	38'6"
21	22'6"	CYC	36'0"

## **DRAPERY AND SOFT GOODS INVENTORY**

House Curtain .....	Eggplant velour with split center opening. Travels to open.
House Curtain Rope Location .....	Stage Left
Sets of Legs.....	3 sets black velour
Leg Dimensions .....	10'0" wide x 24'0" high
Borders.....	4 black velour
Border Dimensions.....	8'0" high x 42'0" wide
Traveler .....	Black Velour with split center opening. Travels to open
Traveler Dimensions .....	24'0" high x 42'0" wide
Traveler Rope Location .....	SL
White Cyc .....	24'0" high x 42'0" wide
Black Scrim .....	24'0" high x 42'0" wide
White Scrim.....	24'0" high x 42'0" wide
Silver Chiffon .....	26'0" high x 42'0" wide
Black Chiffon .....	26'0" high x 42'0" wide

## **MARLEY DANCE FLOOR**

### **ONLY AVAILABLE IF SPECIAL ARRANGEMENTS HAVE BEEN MADE IN ADVANCE**

4 Rolls.....	42'0" x 5'0"
1 Roll .....	40'0" x 5'0" this roll must be placed between the proscenium opening

## **MISCELLANEOUS EQUIPMENT INVENTORY**

Step Ladders.....	2 @6 feet
	3@ 12 feet
	2 @ 20 feet
Lifts* .....	1 Genie AWP Super Series 36S battery operated
	1 Genie AWP Super Series 36S plug in
Maximum working Height for Lifts .....	30'10"

\*Lifts are operated by House Crew only.

## **DRESSING ROOMS**

Total Number .....2  
Access .....Stage Right and Stage Left  
Location.....Behind Upstage Wall Stage Level  
Capacity.....16 comfortably in each  
Sinks .....yes  
Showers.....no  
Toilets Located .....Separate Facilities in Dressing Room Suite Hallway

## **LAUNDRY FACILITIES**

Washer.....Yes - located in Basement  
Dryer..... Yes - located in Basement  
Ironing Board/Iron..... Yes  
Steamer.....two  
Sewing Machine.....one  
Sewing Supplies.....limited



## LIGHTING CONTROL

Dimmers.....	ETC Sensor Rack
Total dimmers.....	288 @ 2.4K
Networking.....	ETC Net 3
Control .....	ETC ION 2048 with 2 Universal Fader Wings
	Total of 80 faders
House Light Control .....	Unison Paradigm
Control Monitors.....	2 Touch Screen
Control Location.....	Mezzanine level in control booth
Additional Control.....	IRFR Remote
Dimmer Doubling.....	Available
ETC Net 3 One Port Gateways .....	2
ETC Net 3 Gateway 4 DMX In.....	1
DISCONNECT .....	3 phase 400 amp with cam locks located stage right

HOUSE PLOT and HOOK UP ARE AVAILABLE AS A PDF  
OR LIGHTWRITE FILE UPON REQUEST.

ONLY UNITS LABLED AS SPECIALS CAN BE RE-FOCUSED

## **LIGHTING INSTRUMENTS INVENTORY**

Type	In Stock	In Use	Remaining
Source 4 10°	10	7	3
Source 4 14°	12	10	2
Source 4 19°	70	40	30
Source 4 26°	70	43	25
Source 4 36°	100	45	55
Source 4 50°	20	0	20
Source 4 PAR WFL	60	60	0
Source 4 Zoom 15-30°	4	0	4
Source 4 Zoom 25-50°	4	0	4
S4 Par Multi Strip 3 light 4 circuit	12	8	4
L&E MR 16 5 light 3 Circuit mini strip	10	0	10

## **LIGHTING ACCESSORIES AVAILABLE**

Color Frames

S4 Par Lenses

Top Hats

Tube Extenders

Eyelash Top Hats

Template Holders (A)

Donuts

Iris'

Side Arms and Tees

## **FOLLOWSPOTS**

2 Lycian 1275 in separate booth with clear com at both

## **SOUND INVENTORY**

Mixing Console.....	Yamaha.....	QL5
Monitor Console .....	Midas.....	M32-IP
Amplifiers .....	QSC .....	CX Series
System Controller .....	SC28 .....	Loudspeaker System Controller
System Equalizer.....	Sabine.....	NAV4802
Speakers.....	QSC.....	ILA Series.....
		Main Array Loudspeakers
	QSC.....	AD-S28@H, AD-S52T..
		Wall-mounted Loudspeakers
	JBL VRX-928LA .....	Side Fills
Monitors.....	4 .....	QSC.....
		HPR122i.....
		Stage Monitors
	8 .....	Turbosound iQ .....
		Stage Monitors
Playback .....	Denon.....	DN-500BD.....
		Blu-Ray, DVD, CD Player
Microphones .....	Shure .....	10 .....
		SM57
	.....	4 .....
		SM58
	.....	4 .....
		Beta58
	.....	4.....
		SM81
	.....	3 .....
		SM86
	.....	6 .....
		KSM9
	AKG....	.....
		2.....
		C414
	Sennheiser.....	5 .....
		e912 Table Top Mics
	Sennheiser.....	5 .....
		e935 Vocal Handheld Mics
	Sennheiser.....	2.....
		e908B-EW Instrument Mics
Wireless Microphones .....	Sennheiser.....	Evolution 300 Series
	.....	10 .....
		Body packs
	.....	10 .....
		Lavalier Microphones
	.....	6 .....
		e835 Handheld Microphones
	.....	10 .....
		Pyle Ear Worn Microphones
Shure Drum Mic Kit		
Crown PCC Boundary Piano Mics		

## **COMMUNICATION**

Base Station .....	Clear-Com PS-702 2 Channel Power Supply
Belt Packs .....	12 Clear-Com RS-602
Head Sets .....	12 Clear-Com CC-95
Speaker Stations .....	2 KB-201 located in Dressing Rooms
Permanent Stations .....	SR, SL, Sound Control Booth, Lighting Control Booth
Other Locations.....	Dimmer Room, Basement, Orchestra Pit, Fly Rail, USR, USL, Loading Gallery, Grid, Near Catwalk, Far Catwalk
Paging System Locations.....	Lighting Control Booth, Sound Control Booth, SR, SL, Shop, Box Office
Monitor Speaker Locations.....	Dressing Rooms, Dressing Room Hallways, Lighting Control Booth, Dimmer Room, Shop, Basement, Lower and Upper Lobby, Lower and Upper Restrooms

## **BACKLINE GEAR**

### **Drum Kit**

Drum Works Performance Series  
(Maple with Satin Oil Finish)  
DW 16X18 Bass Drum  
DW 18X22 Bass Drum  
DW Double Pedal w/Tri-Pivot  
DW 8X8.5 Maple Tom Tom  
DW 9X10.5 Maple Tom Tom  
DW 10X12.5 Maple Tom Tom  
DW 14X16.6 Maple Floor Tom Tom  
DW 14X14.6 Maple Floor Tom Tom  
DW 5X14 Maple Snare  
ZILDJIAN A Custom Crash Set  
ZILDJIAN 18" Crash  
ZILDJIAN A Custom 10" Splash Crash  
ROC N SOC Nitro Gas Lift Drum Throne  
All stands and arms for drum kit

### **Piano**

1 Yamaha C-7 9'0" concert grand black on spider

### **Keyboard**

Nord Stage 2 EX88  
Nord Triple Velocity/Motion Sensing Pedal  
Keyboard Stand  
Adjustable Keyboard Stand

### **Guitar Amp**

Fender '65 Twin Reverb 2x12 Reissue  
Fender '65 Deluxe Reverb Combo Amp

### **Bass Cabinet and Amp**

Gallien Krue NEO 212II Bass Cabinet 600W  
Gallien Krue 2001RB Head Biamp 2x500/50

## **PROJECTIONS**

Projector .....Christie LX-1500  
 Location.....Under hung at the rear center of the house  
 Input signal.....VGA  
 Location of inputs .....Stage Right, Back Stage, and Sound Control Booth Rear of House  
 Screen location.....Downstage of proscenium  
 Screen control location.....Sound control booth rear of house

## **LOADING DOCK AND PARKING**

Loading Dock Location .....Rear of OCC Theatre on Stage Right. Access from College Drive across from parking lot 2  
 Loading Dock Height .....Truck level and stage level  
 Parking at Loading Dock.....24'0" truck; for all other lengths, arrangements must be made  
 Parking .....In parking lot 2 across from theatre

Parking is not permitted in the loading dock area. Once unloaded, all vehicles must be moved to the parking lot. Campus security will ticket anyone parked in the dock area.

## **LOCAL MUSIC SUPPLY STORES**

Academy of Drums & Guitar .....589 Fischer Blvd., Toms River, NJ 08753  
 Phone: 732-270-8680  
  
 Garden State Music.....1861 Hooper Ave., Toms River NJ 08753  
 Phone: 732-255-9331  
  
 Music & Arts.....1 Route 37 W, #9, Toms River, NJ 08753  
 Phone: 732-255-9331  
  
 Sam Ash Music Store.....1831 Rt. 27, Edison, NJ 08817  
 Phone: 732-240-5000

## **TRAVEL DIRECTIONS**

### **Directions from the North**

Coming from the north on the Garden State Parkway, take exit 88. Immediately turn left onto Route 70 and go about one-third mile to the first traffic light, by the Home Depot. Turn right at the light onto Shorrock Street and go about one and a half miles.

At this point Shorrock curves to the left and becomes Beaverson Boulevard. Follow Beaverson for one more mile to the end.

Turn right onto Route 549 south, and go about two and a half miles to College Drive. As you approach College Drive, you will see a lake on your right with the College monument standing in the water. The exit to College Drive is immediately after the lake.

Turn right onto College Drive to enter the Ocean County College campus.

### **Directions from the South**

Coming from the south on the Garden State Parkway, take exit 82 to Route 37 east. Follow Route 37 about one mile east to Route 549 (Hooper Avenue). Use the jughandle at the intersection to turn left onto Route 549 north.

Go north about three miles to College Drive. You will pass the Ocean County Mall on your right after about one mile. Shortly before you reach College Drive, you will pass two schools on your right. Keep to the right from this point on.

As you approach the intersection with College Drive, you will see a lake on the far left with the College monument standing in the water.

At the intersection, use the jughandle to turn left onto College Drive and enter the Ocean County College campus.

### **Directions from the West**

Coming from the west, follow Route 70 eastward through Lakewood until it passes under the Garden State Parkway. Continue east on Route 70 another one-third mile to the first traffic light after the Parkway. There is a Home Depot at the corner. Turn right at the light onto Shorrock Street and go about one and a half miles.

At this point Shorrock curves to the left and becomes Beaverson Boulevard. Follow Beaverson for one more mile to the end.

Turn right onto Route 549 south, and go about two and a half miles to College Drive. As you approach College Drive, you will see a lake on your right with the College monument standing in the water. The exit to College Drive is immediately after the lake. Turn right onto College Drive to enter the Ocean County College campus.