



Jay and Linda
GRUNIN CENTER
FOR THE ARTS

Technical Information Packet as of 9/6/2022

CONTACT INFORMATION

AddressOcean County College * College Drive * PO Box 2001
Toms River, NJ 08754-2001

Main Phone Number732-255-0400

Box Office Phone732-255-0500

Web Sitewww.grunincenter.org

Heidi M. Sheridan

Interim Executive and Artistic Director

732-255-0400 ext. 2197

hsheridan@ocean.edu

Laura Westmoreland

Assistant Director – Operations & Production

732-255-0400 ext. 4357

lwestmoreland@ocean.edu

Jessica Zawerczuk

Assistant Director – Marketing & Sales

732-255-0400 ext. 2328

jzawerczuk@ocean.edu

Bryn E. Farace

Technical Production Manager

732-255-0400 ext. 2153

bfarace@ocean.edu

Jaclyn Wood

Assistant Director - Community Engagement

732-255-0400 ext. 2487

jwood@ocean.edu

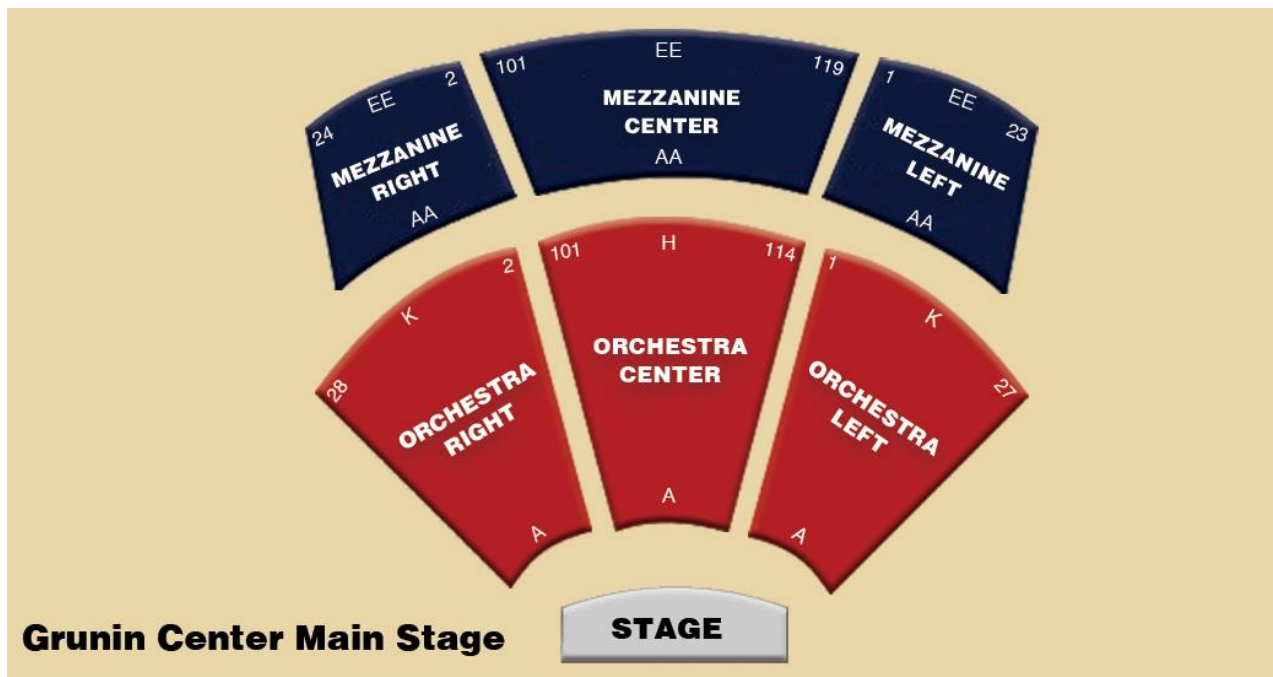
SEATING CAPACITY


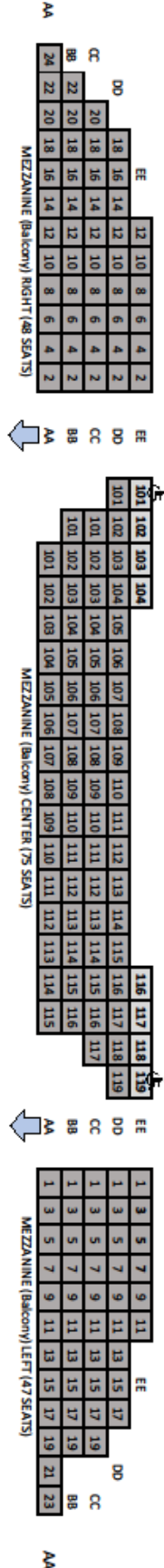
Total	464
Orchestra	294
Mezzanine.....	170
ADA Compliant Seats	6
Companion Seats	18

All restrooms in the theater lobbies and in the dressing room suites are ADA compliant. The mezzanine level is accessible via an elevator located in the first-floor lobby area.

The venue has Listen Technologies Assisted Listening System with 32 Receivers and 10 Neck Loops.

SEATING CHARTS





TOTAL SEATS: 464

ORCHESTRA PERMANENT SEATS: 294

MEZZANINE PERMANENT SEATS: 170

ADA COMPLIANT SEATS: 6

COMPANION SEATS: 18

updated 12.12.18

STAGE DIMENSIONS

Proscenium Width	40'0"
Proscenium Height	18'0"
Grid Height	33'0"
Apron Width.....	40'0"
Apron Depth.....	12'0"
Depth from apron to last line set.....	36'0"
Depth from plaster line to last line set	24'0"
Adjustable Permanent Portal hard flats covered with Black Velour	
Proscenium Width can adjust down in 2'0" increment from SR and SL to a width of 28'0"	
Proscenium Height can adjust to 14'0"	
Standard House Proscenium Width is 32'0"	
Standard House Proscenium Height is 16'0"	
Stage Height from Orchestra Level Seating	3'0"
Steps from orchestra level seating	2 Sets of steps with railings.
	Steps are removable

ORCHESTRA PIT

ONLY AVAILABLE IF SPECIAL ARRANGEMENTS HAVE BEEN MADE.

Length at widest point	36'0"
Width at widest point	12'0"
Access.....	BASEMENT
Number of Musicians.....	10-12 Comfortably

RIGGING SPECIFICATIONS

RIGGING OPERATED BY HOUSE CREW ONLY

Apron Battens

Total Battens	2 Line Shaft Winch
Empty and Available	1
Control of Line Shaft Winch	SL

On Stage Battens

Total Battens	21 Truss Battens
Empty and Available	4 open
Never Available	Hard portal header, House Curtain, 1st, 2nd, 3rd, 4th, 5th, 6th, Electrics
Pin Rail Location	Stage Left
Pipe Length	See Line Set Schedule
Distance between Line Sets	See Line Set Schedule

LINE SET SCHEDULE

LINE SET NUMBER	DISTANCE FROM PLASTER LINE	PURPOSE	PIPE LENGTH
LINE SHAFT WINCH ONE	-5'4"	APRON ELECTRIC	42'0"
LINE SHAFT WINCH TWO	-9'4"	Empty	42'0"
1	0'4"	PORTAL HEADER	N/A
DEAD HUNG	0'8"	DEAD HUNG PORTAL LEGS	N/A
2	1'4"	HOUSE CURTAIN	54'0"
3	3'6"	1ST ELECTRIC	46'0"
4	5'0"	BORDER	46'0"
5	5'6"	LEGS	46'0"
6	6'6"	2ND ELECTRIC	46'0"
7	7'6"	OPEN	46'0"
8	8'0"	3RD ELECTRIC	46'0"
9	9'0"	MID STAGE TRAVELER	46'0"
10	10'0"	LEGS & BORDER	46'0"
11	11'0"	4TH ELECTRIC	46'0"
12	12'0"	OPEN	46'0"
13	13'0"	OPEN	46'0"
14	14'0"	BORDER	46'0"
15	15'6"	LEGS	46'0"
16	17'0"	5TH ELECTRIC	44'6"
17	18'0"	OPEN	43'6"
18	19'0"	BORDER	42'6"
19	20'0"	BLACK TRAVELER	40'6"
20	21'0"	6TH ELECTRIC	38'6"
21	22'6"	CYC	36'0"

DRAPERY AND SOFT GOODS INVENTORY

House Curtain	Eggplant velour with split center opening. Travels to open.
House Curtain Rope Location	Stage Left
Sets of Legs.....	3 sets black velour
Leg Dimensions	10'0" wide x 24'0" high
Borders.....	4 black velour
Border Dimensions.....	8'0" high x 42'0" wide
Traveler	Black Velour with split center opening. Travels to open
Traveler Dimensions	24'0" high x 42'0" wide
Traveler Rope Location	SL
White Cyc	24'0" high x 42'0" wide
Black Scrim	24'0" high x 42'0" wide
White Scrim.....	24'0" high x 42'0" wide
Silver Chiffon	26'0" high x 42'0" wide
Black Chiffon	26'0" high x 42'0" wide

MARLEY DANCE FLOOR

ONLY AVAILABLE IF SPECIAL ARRANGEMENTS HAVE BEEN MADE IN ADVANCE

4 Rolls.....	42'0" x 5'0"
1 Roll	40'0" x 5'0" this roll must be placed between the proscenium opening

MISCELLANEOUS EQUIPMENT INVENTORY

Step Ladders.....	2 @6 feet
	3@ 12 feet
	2 @ 20 feet
Lifts*	1 Genie AWP Super Series 36S battery operated
	1 Genie AWP Super Series 36S plug in
Maximum working Height for Lifts	30'10"

*Lifts are operated by House Crew only.

DRESSING ROOMS

Total Number2

AccessStage Right and Stage Left

Location.....Behind Upstage Wall Stage Level

Capacity.....16 comfortably in each

Sinksyes

Showers.....no

Toilets LocatedSeparate Facilities in Dressing Room Suite Hallway

LAUNDRY FACILITIES

Washer.....Yes - located in the Basement

Dryer..... Yes - located in the Basement

Ironing Board/Iron..... Yes

Steamer.....two

Sewing Machine.....one

Sewing Supplies.....limited

LIGHTING CONTROL

Dimmers.....	ETC Sensor Rack
Total dimmers.....	288 @ 2.4K
Networking.....	ETC Net 3
Control	ETC ION 2048 with 2 Universal Fader Wings
	Total of 80 faders
House Light Control	Unison Paradigm
Control Monitors.....	2 Touch Screen
Control Location.....	Mezzanine level in control booth
Additional Control.....	IRFR Remote
Dimmer Doubling.....	Available
ETC Net 3 One Port Gateways	2
ETC Net 3 Gateway 4 DMX In.....	1
DISCONNECT	3 phase 400 amp with cam locks located stage right

HOUSE PLOT and HOOK UP ARE AVAILABLE AS A PDF
OR LIGHTWRITE FILE UPON REQUEST.

ONLY UNITS LABELED AS SPECIALS CAN BE RE-FOCUSED

LIGHTING INSTRUMENTS INVENTORY

Type	In Stock	In Use	Remaining
Source 4 10°	10	7	3
Source 4 14°	12	10	2
Source 4 19°	70	40	30
Source 4 26°	70	43	25
Source 4 36°	100	45	55
Source 4 50°	20	0	20
Source 4 PAR WFL	60	60	0
Source 4 Zoom 15-30°	4	0	4
Source 4 Zoom 25-50°	4	0	4
S4 Par Multi Strip 3 light 4 circuit	12	8	4
L&E MR 16 5 light 3 Circuit mini strip	10	0	10

LIGHTING ACCESSORIES AVAILABLE

Color Frames

S4 Par Lenses

Top Hats

Tube Extenders

Eyelash Top Hats

Template Holders (A)

Donuts

Iris'

Side Arms and Tees

FOLLOWSPOTS

2 Lycian 1275 in a separate booth with clear-com at both

SOUND INVENTORY

Mixing Console.....	Yamaha.....	QL5
Monitor Console	Midas.....	M32-IP
Amplifiers	QSC	CX Series
System Controller	SC28	Loudspeaker System Controller
System Equalizer.....	Sabine.....	NAV4802
Speakers	QSC.....	ILA Series.....
		Main Array Loudspeakers
	QSC.....	AD-S28@H, AD-S52T..
		Wall-mounted Loudspeakers
	JBL VRX-928LA	Side Fills
Monitors.....	4	QSC.....
		HPR122i.....
		Stage Monitors
	8	Turbosound iQ
		Stage Monitors
Playback	Denon.....	DN-500BD.....
		Blu-Ray, DVD, CD Player
Microphones	Shure	10
		SM57
	4
		SM58
	4
		Beta58
	4.....
		SM81
	3
		SM86
	6
		KSM9
	AKG....
		2.....
		C414
	Sennheiser.....	5
		e912 Table Top Mics
	Sennheiser.....	5
		e935 Vocal Handheld Mics
	Sennheiser.....	2.....
		e908B-EW Instrument Mics
Wireless Microphones	Sennheiser.....	Evolution 300 Series
	10
		Body packs
	10
		Lavaliere Microphones
	6
		e835 Handheld Microphones
	10
		Pyle Ear Worn Microphones
Shure Drum Mic Kit		
Crown PCC Boundary Piano Mics		

COMMUNICATION

Base Station	Clear-Com PS-702 2 Channel Power Supply
Belt Packs	12 Clear-Com RS-602
Head Sets	12 Clear-Com CC-95
Speaker Stations	2 KB-201 located in Dressing Rooms
Permanent Stations	SR, SL, Sound Control Booth, Lighting Control Booth
Other Locations.....	Dimmer Room, Basement, Orchestra Pit, Fly Rail, USR, USL, Loading Gallery, Grid, Near Catwalk, Far Catwalk
Paging System Locations.....	Lighting Control Booth, Sound Control Booth, SR, SL, Shop, Box Office
Monitor Speaker Locations.....	Dressing Rooms, Dressing Room Hallways, Lighting Control Booth, Dimmer Room, Shop, Basement, Lower and Upper Lobby, Lower and Upper Restrooms

BACKLINE GEAR

Drum Kit

Drum Works Performance Series
(Maple with Satin Oil Finish)
 DW 16X18 Bass Drum
 DW 18X22 Bass Drum
 DW Double Pedal w/Tri-Pivot
 DW 8X8.5 Maple Tom Tom
 DW 9X10.5 Maple Tom Tom
 DW 10X12.5 Maple Tom Tom
 DW 14X16.6 Maple Floor Tom Tom
 DW 14X14.6 Maple Floor Tom Tom
 DW 5X14 Maple Snare
 ZILDJIAN A Custom Crash Set
 ZILDJIAN 18" Crash
 ZILDJIAN A Custom 10" Splash Crash
 ROC N SOC Nitro Gas Lift Drum Throne
 All stands and arms for drum kit

Piano

1 Yamaha C-7 9'0" concert grand black on spider

Keyboard

Nord Stage 2 EX88
 Nord Triple Velocity/Motion Sensing Pedal
 Keyboard Stand
 Adjustable Keyboard Stand

Guitar Amp

Fender '65 Twin Reverb 2x12 Reissue
 Fender '65 Deluxe Reverb Combo Amp

Bass Cabinet and Amp

Gallien Krue NEO 212II Bass Cabinet 600W
 Gallien Krue 2001RB Head Biamp 2x500/50

PROJECTIONS

ProjectorEpson Pro 1755 UNL
 Location.....Under hung at the rear center of the house
 Input signal.....VGA
 Location of inputsStage Right, Back Stage, and Sound Control Booth Rear of House
 Screen location.....Downstage of proscenium
 Screen control locationSound control booth rear of house

LOADING DOCK AND PARKING

Loading Dock LocationRear of OCC Theatre on Stage Right. Access from College Drive across from parking lot 2
 Loading Dock HeightTruck level and stage level
 Parking at Loading Dock.....24'0" truck; for all other lengths, arrangements must be made
 ParkingIn parking lot 2 across from theatre

Parking is not permitted in the loading dock area. Once unloaded, all vehicles must be moved to the parking lot. Campus security will ticket anyone parked in the dock area.

LOCAL MUSIC SUPPLY STORES

Academy of Drums & Guitar589 Fischer Blvd., Toms River, NJ 08753
 Phone: 732-270-8680

 Garden State Music.....1861 Hooper Ave., Toms River NJ 08753
 Phone: 732-255-9331

 Music & Arts.....1 Route 37 W, #9, Toms River, NJ 08753
 Phone: 732-255-9331

 Sam Ash Music Store.....1831 Rt. 27, Edison, NJ 08817
 Phone: 732-240-5000

TRAVEL DIRECTIONS

Directions from the North

Coming from the north on the Garden State Parkway, take exit 88. Immediately turn left onto Route 70 and go about one-third mile to the first traffic light, by the Home Depot. Turn right at the light onto Shorrock Street and go about one and a half miles.

At this point Shorrock curves to the left and becomes Beaverson Boulevard. Follow Beaverson for one more mile to the end.

Turn right onto Route 549 south, and go about two and a half miles to College Drive. As you approach College Drive, you will see a lake on your right with the College monument standing in the water. The exit to College Drive is immediately after the lake.

Turn right onto College Drive to enter the Ocean County College campus.

Directions from the South

Coming from the south on the Garden State Parkway, take exit 82 to Route 37 east. Follow Route 37 about one mile east to Route 549 (Hooper Avenue). Use the jughandle at the intersection to turn left onto Route 549 north.

Go north about three miles to College Drive. You will pass the Ocean County Mall on your right after about one mile. Shortly before you reach College Drive, you will pass two schools on your right. Keep to the right from this point on.

As you approach the intersection with College Drive, you will see a lake on the far left with the College monument standing in the water.

At the intersection, use the jughandle to turn left onto College Drive and enter the Ocean County College campus.

Directions from the West

Coming from the west, follow Route 70 eastward through Lakewood until it passes under the Garden State Parkway. Continue east on Route 70 another one-third mile to the first traffic light after the Parkway. There is a Home Depot at the corner. Turn right at the light onto Shorrock Street and go about one and a half miles.

At this point Shorrock curves to the left and becomes Beaverson Boulevard. Follow Beaverson for one more mile to the end.

Turn right onto Route 549 south, and go about two and a half miles to College Drive. As you approach College Drive, you will see a lake on your right with the College monument standing in the water. The exit to College Drive is immediately after the lake. Turn right onto College Drive to enter the Ocean County College campus.